


DIY: COMMUNITY HOSTED CONVERSATION


Our steps for hosting a 1 hour conversation in your community



5
MINS

INTRODUCTIONS


Welcome participants and encourage everyone to grab a tea, coffee or lunch. Kick off introductions in the chat box, asking everyone to share who they are, where they're joining from and why.



5
MINS

OPENING PERSPECTIVES

5 minutes (and only 5!) from the speaker introducing the topic. Remember, their job is to kickstart the conversation - so ask questions, be bold and don't be afraid of the tricky issues! Encourage participants to use the chat box for reflections



30
MINS

BREAKOUT DISCUSSIONS

As soon as the introduction is over, go into smaller breakout rooms. If you can, have a facilitator in each room to guide the discussion and take notes. Use prompts like:

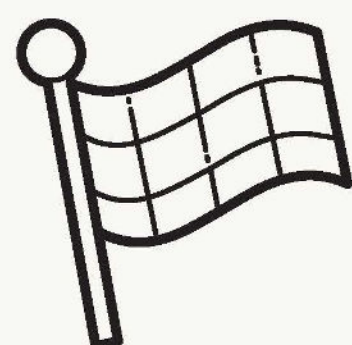
- What resonated from the introduction?
- What are your experiences?
- What are the similarities and differences between our experiences?
- What are the core themes coming out of the discussions?



15
MINS

WHOLE GROUP DISCUSSION

Facilitator shares the top themes coming out of their small group, then open up the floor for reflections on the discussions.



5
MINS

CLOSING REFLECTIONS

With 5 minutes to go, ask everyone to spend 30 seconds in strictest silence reflecting on the discussion, and share a closing reflection in chat. Use a prompt to get people thinking about practical next steps: "One practical step I will take away from the discussions is...". As you close, remember to ask participants to share their feedback on the discussion.

For more information or guidance on how to host your conversation, get in touch with us at hello@kscopehealth.org.uk - we'd love to hear from you.